

Year 4
Virtual Learning
Activities



Year 4's daily virtual learning menu

Each day you need to:

1. Read for at least 30 minutes
2. English task (this will be shared daily on the website)
3. Maths task (this will be shared daily on the website)
4. Spellings

Use your spelling strategies to practise 10 spellings each day

When you have learnt to spell all of the words, write 10 each day in sentences to show that you understand their meanings

In addition to your daily learning, you need to do at least one additional task each day:

- Complete a topic linked task (see list of suggested activities)

or

- Set yourself (and practise) a personal challenge

e.g. learn to tie your shoe laces, practise a new skill (e.g. sewing) or help to cook a dish.

- Go on a website to further your learning

E.g.

- Bitesize
- www.ictgames.com
- Daily 10 (<https://www.topmarks.co.uk/maths-games/daily10>)
- www.topmarks.co.uk (a range of ideas available for KS1 and KS2)
- www.hourofcode.co.uk (computing coding activities)

Spelling Lists



Year 3 and 4 Word list

| | | | | | | |
|--------------|-----------|------------|-----------|--------------|----------|-----------|
| accident | caught | eighth | heard | minute | possible | strange |
| accidentally | centre | enough | heart | natural | potatoes | strength |
| actual | century | exercise | height | naughty | pressure | suppose |
| actually | certain | experience | history | notice | probably | surprise |
| address | circle | experiment | imagine | occasion | promise | therefore |
| answer | complete | extreme | increase | occasionally | purpose | though |
| appear | consider | famous | important | often | quarter | although |
| arrive | continue | favourite | interest | opposite | question | thought |
| believe | decide | February | island | ordinary | recent | through |
| bicycle | describe | forward | knowledge | particular | regular | various |
| breath | different | forwards | learn | peculiar | reign | weight |
| breathe | difficult | fruit | length | perhaps | remember | woman |
| build | disappear | grammar | library | popular | sentence | women |
| busy | early | group | material | position | separate | |
| business | earth | guard | medicine | possess | special | |
| calendar | eight | guide | mention | possession | straight | |

Year 5 and 6 Word List

| | | | | | | |
|-------------|-------------|-------------|-------------|-------------|---------------|-------------|
| accommodate | category | determined | forty | marvellous | programme | soldier |
| accompany | cemetery | develop | frequently | mischievous | pronunciation | stomach |
| according | committee | dictionary | government | muscle | queue | sufficient |
| achieve | communicate | disastrous | guarantee | necessary | recognise | suggest |
| aggressive | community | embarrass | harass | neighbour | recommend | symbol |
| amateur | competition | environment | hindrance | nuisance | relevant | system |
| ancient | conscience | equipment | identity | occupy | restaurant | temperature |
| apparent | conscious | equipped | immediate | occur | rhyme | thorough |
| appreciate | controversy | especially | immediately | opportunity | rhythm | twelfth |
| attached | convenience | exaggerate | individual | parliament | sacrifice | variety |
| available | correspond | excellent | interfere | persuade | secretary | vegetable |
| average | criticise | existence | interrupt | physical | shoulder | vehicle |
| awkward | curiosity | explanation | language | prejudice | signature | yacht |
| bargain | definite | familiar | leisure | privilege | sincere | |
| bruise | desperate | foreign | lightning | profession | sincerely | |

200 High Frequency Words

| | | | | |
|--------|----------|---------|-----------|----------|
| water | bear | find | these | live |
| away | can't | more | began | say |
| good | again | I'll | boy | soon |
| want | cat | round | animals | night |
| over | long | tree | never | narrator |
| how | things | magic | next | small |
| did | new | shouted | first | car |
| man | after | us | work | couldn't |
| going | wanted | other | lots | three |
| where | eat | food | need | head |
| would | everyone | fox | that's | king |
| or | our | through | baby | town |
| took | two | way | fish | I've |
| school | has | been | gave | around |
| think | yes | stop | mouse | every |
| home | play | must | something | garden |
| who | take | red | bed | fast |
| didn't | thought | door | may | only |
| ran | dog | right | still | many |
| know | well | sea | found | laughed |

| | | | | |
|----------|-----------|---------|---------|--------|
| let's | fun | any | better | lived |
| much | place | under | hot | birds |
| suddenly | mother | hat | sun | duck |
| told | sat | snow | across | horse |
| another | boat | air | gone | rabbit |
| great | window | trees | hard | white |
| why | sleep | bad | floppy | coming |
| cried | feet | tea | really | he's |
| keep | morning | top | wind | river |
| room | queen | eyes | wish | liked |
| last | each | fell | eggs | giant |
| jumped | book | friends | once | looks |
| because | its | box | please | use |
| even | green | dark | thing | along |
| am | different | grandad | stopped | plants |
| before | let | there's | ever | dragon |
| gran | girl | looking | miss | pulled |
| clothes | which | end | most | we're |
| tell | inside | than | cold | fly |
| key | run | best | park | grow |

Topic based activities

WWII



Family Memories

Speak to adults at home, or phone / email relatives who live elsewhere.

Were any of your relatives alive during World War II? How old were they?
What can they remember?

Create a diary extract about one of their key memories.

Away from Home

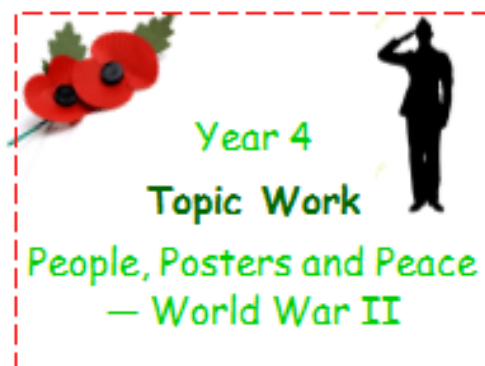
Write a postcard home to your family telling them about your time as an evacuee. How would you have felt to be away from your parents?

Entertainment

Write an advert to persuade someone to listen to a song from World War II. What makes this a good song? Which instruments were played?

Write instructions to explain how to play a World War II game. How did you win?

Create a fact file about the toys that children played with during World War II.



The Royal Air Force

Find out about the aeroplanes that were used by the Royal Air Force during World War II.

You could:

draw a picture or a labelled diagram of an aircraft / create a fact file about the aircraft / build a model of an aircraft

World War II Vocabulary Glossary

As you learn about World War II, keep a note of any unusual vocabulary. Find out what these words mean and create a glossary.

Fact Files

Research an aspect of World War II that you find interesting.

Choose how you will present your work - as a leaflet, as a non-chronological report, as a PowerPoint presentation - or in another way.

You could research:

evacuees / rationing / schools / life at home in Britain during World War II / how women helped during World War II / any other topic about World War II that interests you

Food During World War II

Find out which foods were rationed during World War II. When did rationing start? Did rationing end as soon as the war ended?

Find a WWII recipe. Would you like to eat this food? Can you cook a recipe for your family to try?

During World War II, lots of families grew some of their own food. Can you grow something that your family could eat?

If you have any other ideas of learning linked to World War II, please do this instead!

read a book / create some art / make a model / sew, crochet or knit / learn to play a song

Daily Maths and English Activities



Monday



Woodloes
Primary School

Maths tasks

You will find your maths tasks including video tutorial and answers on the White Rose maths website here (Summer Term week 1 Lesson 1)

<https://whiterosemaths.com/homelearning/year-4/>

Summer Term – Week 1 (w/c 20 April)

Lesson 1 - Make a whole

Flashback 4 Year 4 | Week 3 | Day 1


1) Divide 32 by 100

2) What number is represented on the grid?

| Ones | Tenths | Hundredths |
|------|--------|------------|
| ● | ●●●● | ●●●● |

3) Write $\frac{3}{10}$ as a decimal.

4) What is 1,000 less than 8,793?



Get the Activity

Lesson 1 - Y4 Summer Block 1 WO1 Make a whole 2020

Get the Answers

Lesson 1 - Y4 Summer Block 1 ANS1 Make a whole 2020

English task

Read the text about Winston Churchill and then answer the questions.

Winston Churchill Fact File

Winston Churchill is one of Great Britain's most famous statesmen and Prime Ministers because he was the British leader twice and he also led Britain to victory in the Second World War.

Early Life

He was born Winston Leonard Spencer-Churchill on 30th November 1874 at Blenheim Palace (the seat of his grandfather, the 7th Duke of Marlborough) in Oxfordshire. His father was Lord Randolph, a Conservative politician, and his mother was Jeanette, Lady Randolph Churchill. When he was 13, he only managed to make the lowest class at Harrow school, so his father put him in the army class to prepare for a career in the armed forces.

Early Career

Churchill began his army career as a cadet in 1893 at Sandhurst, after having three attempts to pass the entrance exam. He eventually became a cavalry officer and war reporter, spending his 21st birthday working in Cuba. In 1898, he went to fight in the Sudan but he knew that politics was his first love. He, therefore, spent time following the news from home and doing lots of reading.



Famous Churchill Quotes:

"Success is not final, failure is not fatal: it is the courage to continue that counts."

"Success consists of going from failure to failure without loss of enthusiasm."

"Never in the field of human conflict was so much owed by so many to so few."

"We shall defend our island, whatever the cost may be, we shall fight on the beaches, we shall fight on the landing grounds, we shall fight in the fields and in the streets, we shall fight in the hills; we shall never surrender."

Into Politics

At the 1900 general election, he became a Member of Parliament (MP) for Oldham and he made his first speech in Parliament in 1901. He always prepared well and used notes as part of his method to overcome his lisp. Meanwhile, in his private life, he was married to Clementine in 1908 and they went on to have five children.

Rising to the Top

By 1910, Churchill had become Home Secretary and was in charge of the Royal Navy. He then spent a short amount of time as Chancellor of the Exchequer, in charge of the country's taxes and money. The first part of the Second World War in 1939 did not go well for Britain and in 1940, Britain needed a new Prime Minister. That was to be Winston Churchill.

Later Life

Churchill led Britain through the Second World War with his direction and his many famous speeches. However, not long after the war, Britain needed a change and the Conservatives lost power. Churchill kept up with his writing. A second chance to lead the country came round when the Conservatives were re-elected to power and Churchill was Prime Minister once more from 1951 to 1955. Even after that, he continued to be an MP until 1964. In 1965, he died aged 90. He is buried in a small churchyard in Oxford and his headstone reads: 'Remember Winston Churchill'.



Do some research of your own about Winston Churchill

Winston Churchill Questions

1. What was Churchill's career before he went into politics?

2. What was the name of his wife?

3. Which political party was he part of?

4. In what year did he officially get a job in politics?

5. Why has the author used the subheading 'Rising to the Top' for that paragraph?

6. Find an example of a fronted adverbial in the text.

7. In what month was he in Cuba?

8. In the Famous Churchill Quotes section, what does the word 'conflict' mean?

9. What does the word 'victory' mean?

10. Churchill is famous for his quotes; what do you think about the ones here? Have any of them made you think, and why? Which do you like best?



Winston Churchill Answers

1. What was Churchill's career before he went into politics?
He was in the Army (cavalry officer) or he was a war reporter
2. What was the name of his wife?
Clementine
3. Which political party was he part of?
The Conservative party
4. In what year did he officially get a job in politics?
In 1900 when he became an MP.
5. Why has the author used the subheading 'Rising to the Top' for that paragraph?
The paragraph is about progressing (rising) to be prime minister, which is the 'top' job in the country.
6. Find an example of a fronted adverbial in the text.
'Meanwhile', 'In 1898', 'By 1910'
7. In what month was he in Cuba?
November (it was his birthday).
8. In the Famous Churchill Quotes section, what does the word 'conflict' mean?
War/fighting/battle
9. What does the word 'victory' mean?
Winning/having won
10. Churchill is famous for his quotes; what do you think about the ones here? Have any of them made you think, and why? Which do you like best?
Open ended, good for class or group discussion

Tuesday



Woodloes
Primary School

Maths tasks

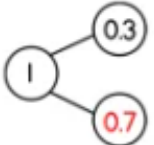
You will find your maths tasks including video tutorial and answers on the White Rose maths website here (Summer Term week 1 Lesson 2)

<https://whiterosemaths.com/homelearning/year-4/>

Lesson 2 - Write decimals

Flashback 4 Year 4 | Week 3 | Day 2


1) Complete the part-whole model.



2) Write $\frac{17}{100}$ as a decimal. **0.17**

3) How many tenths are equivalent to $\frac{90}{100}$? **9 tenths**

4) Find 05:23 of 3,476 and 964



 **Get the Activity**

Lesson 2 - Y4 Summer Block 1 WO2 Write decimals 2020

 **Get the Answers**

Lesson 2 - Y4 Summer Block 1 ANS2 Write decimals 2020

English task - Evacuee Suitcase

Watch this video about evacuated children during the war

<https://www.youtube.com/watch?v=0SYDBJAwYCI>



During World War II, many people were evacuated from the cities to the countryside where it was believed they would be safer from bombing. In total, over 3.5 million children were evacuated.

Have a think about what you would bring with you if you had to evacuate during the war, remember you only have one small suitcase! You could draw a picture of what you would bring to help with the task on the next page.

English Task – What would you pack?

- Here is a list of things children were recommended to pack when they were being evacuated.

- Can you write a list of the items you would pack in your suitcase if you were being evacuated in the 1940s?

- Remember you wouldn't have any electronic toys at that time.

- Write a sentence describing why you would bring each item that you would pack in your suitcase..



Think of some adjectives to describe your suitcase items

Government recommended list of items for children to pack when evacuated:

Every Child

- Gas mask
- Identity card
- Packed lunch
- Overcoat or mackintosh
- Comb
- Toothbrush
- Soap
- Towel
- Facecloth
- 6 handkerchiefs
- Wellington boots
- Boots or shoes
- Plimsolls



Children were given identification labels like the one this girl is wearing.



Boys:

- Pair of trousers
- Pullover or jersey
- Shirt
- 2 vests
- 2 pairs of pants
- 2 pairs of socks

Girls:

- Skirt
- Blouse
- 2 pairs of knickers
- 2 pairs of stockings
- Slip (under-skirt)
- Vest
- Petticoat
- Cardigan



People had to carry their gas mask at all times and could be fined if caught without it.

Wednesday



Woodloes
Primary School

Maths tasks

You will find your maths tasks including video tutorial and answers on the White Rose maths website here (Summer Term week 1 Lesson 3)

<https://whiterosemaths.com/homelearning/year-4/>

Lesson 3 - Compare decimals

Compare decimals

A

| Ones | Tenths | Hundredths |
|------|------------|------------|
| | 0.1 0.1 | 0.01 |

= 0.21

B

| Ones | Tenths | Hundredths |
|------|--------|--------------------------------------|
| | 0.1 | 0.01 0.01 0.01 0.01 0.01 |

07:45

A B

© White Rose Maths 2019

 **Get the Activity**

Lesson 3 - Y4 Summer Block 1 WO3 Compare decimals 2020

 **Get the Answers**

Lesson 3 - Y4 Summer Block 1 ANS3 Compare decimals 2020

English task – Writing Sentences with Fronted Adverbials

Watch this short video about the daily activities of a child evacuee. <https://www.youtube.com/watch?v=HFBIvWkNEKU>

Imagine you are a child evacuee in World War II, write seven sentences describing what you do every day. Try to start each sentence with a fronted adverbial eg. After breakfast, I go outside and help feed the pigs.

There is a list of fronted adverbials on the next page to help you

- You can decide where you live in the countryside and what your day involves.
- Do your host family have other children?
- Do they live on a farm?
- Do they live in a village?
- What kind of games and jobs do you have to do each day?



Challenge

Try to include some
expanded noun phrases in
your sentences as well.

Fronted Adverbials

Fronted Adverbials are words or phrases at the beginning of a sentence which are used to describe the action that follows.

| Time | Frequency | Place | Manner | Possibility |
|---|---|---|--|---|
| Afterwards, Already, Always, Immediately, Last month, Now, Soon, Yesterday, Today, Tomorrow, Next year, In January, On Tuesday, In the morning, After a while, As soon as she could, Before long, All of a sudden, In the blink of an eye, Just then, Eventually, Later, | Often, Again, Daily, Weekly, Fortnightly, Yearly, Sometimes, Rarely, Every second, Twice a year, Once a minute, Once, Once or twice, Three times, Constantly, Regularly, Frequently, Infrequently, Occasionally, Rarely, Never in my life, Never before, | Above the clouds, Below the sea, Here, Outside, Over there, There, Under the ground, Upstairs, In the distance, Between the sea and the sky, Everywhere she looked, Around the tent, Back at the house, Nearby, Down by the cliffs, Behind the shed, In the wooden box, Over my bed, Somewhere near here, Far away, Wherever they went, North of here, | Sadly, Slowly, Happily, Awkwardly, Bravely, Like a ... , As quick as a flash, As fast as he could, Without a sound, Without warning, Unexpectedly, Unfortunately, Suddenly, Mysteriously, Frantically, Anxiously, Courageously, Silently, Curiously, Nervously, Rapidly, Carefully, | Almost unbelievably, Much admired, Nearly asleep, Quite understandably, Really happily, Perhaps, Maybe, Just arrived, Certainly amused, Obviously angry, Definitely confused, Completely exhausted, Barely alive, Out of breath, Decidedly unimpressed, Perfectly confident, Positively trembling with excitement, Purely practically, Somewhat flustered, Utterly joyous, Totally overwhelmed, |



Thursday



Woodloes
Primary School

Maths Tasks

You will find your maths tasks including video tutorial and answers on the White Rose maths website here (Summer Term week 1 Lesson 4)


<https://whiterosemaths.com/homelearning/year-4/>

Lesson 4 - Order decimals

Flashback 4 Year 4 | Week 3 | Day 4


1) What is the value of the underlined digit?

0.47 4 tenths



2) Calculate $7 \div 10$ 0.7

3) Complete the part-whole model.



07:31

Write Roman Numerals

4

Settings

Fullscreen

 **Get the Activity**

Lesson 4 - Y4 Summer Block 1 WO4 Order decimals 2020

 **Get the Answers**

Lesson 4 - Y4 Summer Block 1 ANS4 Order decimals 2020



English task



- Think about yourself as a child evacuee, how would you feel?
- Draw a picture of yourself and use arrows to show your feelings and explain why you feel like that.
- Do some more research on child evacuees in WWII to help you

Worried about where I'm going



Excited to go on a new adventure

Challenge

Use a thesaurus to find alternative words for your feelings

<https://www.thesaurus.com/>

Friday



Woodloes
Primary School

Maths tasks

Your maths task today will be set on the maths with parents page. The instructions for how to sign up to our class list are on the virtual learning Year 4 page.

We will be able to monitor who has signed up and completed the tasks when we sign in. This week's task is on column addition.

<https://mathswithparents.com/KWeb?startTime=1587217176305>

If you cannot access maths with parents, there are some alternative maths problems on the next page.



Friday Alternative Maths Task

Match It

1. Match the decimal numbers to the equivalent fractions.

| | |
|------|------------------|
| 0.2 | $\frac{30}{100}$ |
| 0.8 | $\frac{8}{100}$ |
| 0.3 | $\frac{22}{100}$ |
| 0.9 | $\frac{2}{10}$ |
| 0.22 | $\frac{33}{100}$ |
| 0.08 | $\frac{9}{10}$ |
| 0.33 | $\frac{8}{10}$ |
| 0.09 | $\frac{9}{100}$ |

2. Complete the equivalent pairs of fractions and decimals.

| | | |
|----------------------|---|----------------------|
| <input type="text"/> | = | $\frac{7}{10}$ |
| 0.01 | = | <input type="text"/> |
| <input type="text"/> | = | $\frac{86}{100}$ |
| <input type="text"/> | = | $\frac{40}{100}$ |
| 0.5 | = | <input type="text"/> |
| 0.07 | = | <input type="text"/> |
| 0.6 | = | <input type="text"/> |
| <input type="text"/> | = | $\frac{54}{100}$ |

Converting Fractions to Decimals

Convert the following fractions to their equivalent decimals. The first one has been done for you.

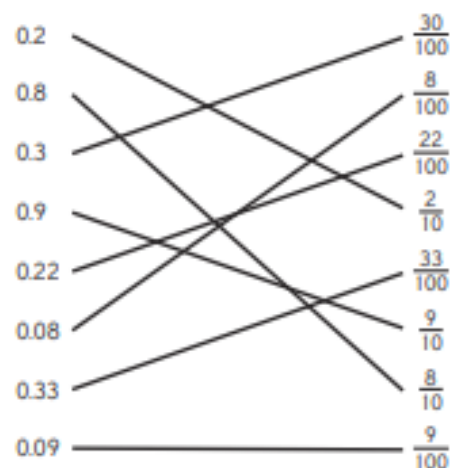
- | | |
|------------------------------|------------------------------|
| 1. $\frac{8}{100} = 0.08$ | 17. $\frac{76}{100} =$ _____ |
| 2. $\frac{40}{100} =$ _____ | 18. $\frac{82}{100} =$ _____ |
| 3. $\frac{29}{100} =$ _____ | 19. $\frac{25}{100} =$ _____ |
| 4. $\frac{45}{100} =$ _____ | 20. $\frac{65}{100} =$ _____ |
| 5. $\frac{20}{100} =$ _____ | 21. $\frac{39}{100} =$ _____ |
| 6. $\frac{7}{100} =$ _____ | 22. $\frac{17}{100} =$ _____ |
| 7. $\frac{99}{100} =$ _____ | 23. $\frac{19}{100} =$ _____ |
| 8. $\frac{33}{100} =$ _____ | 24. $\frac{27}{100} =$ _____ |
| 9. $\frac{50}{100} =$ _____ | 25. $\frac{22}{100} =$ _____ |
| 10. $\frac{70}{100} =$ _____ | |
| 11. $\frac{24}{100} =$ _____ | |
| 12. $\frac{48}{100} =$ _____ | |
| 13. $\frac{9}{100} =$ _____ | |
| 14. $\frac{65}{100} =$ _____ | |
| 15. $\frac{22}{100} =$ _____ | |
| 16. $\frac{69}{100} =$ _____ | |

Challenge:

- | |
|-----------------------------|
| 26. $\frac{42}{50} =$ _____ |
| 27. $\frac{10}{20} =$ _____ |
| 28. $\frac{4}{25} =$ _____ |
| 29. $\frac{39}{50} =$ _____ |
| 30. $\frac{7}{100} =$ _____ |

Match It Answers

1. Match the decimal numbers to the equivalent fractions.



2. Complete the equivalent pairs of fractions and decimals.

$$0.7 = \frac{7}{10}$$

$$0.01 = \frac{1}{100}$$

$$0.86 = \frac{86}{100}$$

$$0.4 = \frac{40}{100}$$

$$0.5 = \frac{5}{10}$$

$$0.07 = \frac{7}{100}$$

$$0.6 = \frac{60}{100}$$

$$0.54 = \frac{54}{100}$$

Converting Fractions to Decimals Answers

Convert the following fractions to their equivalent decimals. The first one has been done for you.

$$1. \quad \frac{8}{100} = 0.08$$

$$2. \quad \frac{40}{100} = 0.4$$

$$3. \quad \frac{29}{100} = 0.29$$

$$4. \quad \frac{45}{100} = 0.45$$

$$5. \quad \frac{20}{100} = 0.2$$

$$6. \quad \frac{7}{100} = 0.07$$

$$7. \quad \frac{99}{100} = 0.99$$

$$8. \quad \frac{33}{100} = 0.33$$

$$9. \quad \frac{50}{100} = 0.5$$

$$10. \quad \frac{70}{100} = 0.7$$

$$11. \quad \frac{24}{100} = 0.24$$

$$12. \quad \frac{48}{100} = 0.48$$

$$13. \quad \frac{9}{100} = 0.09$$

$$14. \quad \frac{65}{100} = 0.65$$

$$15. \quad \frac{22}{100} = 0.22$$

$$16. \quad \frac{69}{100} = 0.69$$

$$17. \quad \frac{76}{100} = 0.76$$

$$18. \quad \frac{82}{100} = 0.82$$

$$19. \quad \frac{25}{100} = 0.25$$

$$20. \quad \frac{65}{100} = 0.65$$

$$21. \quad \frac{39}{100} = 0.39$$

$$22. \quad \frac{17}{100} = 0.17$$

$$23. \quad \frac{19}{100} = 0.19$$

$$24. \quad \frac{27}{100} = 0.27$$

$$25. \quad \frac{22}{100} = 0.22$$

Challenge

$$26. \quad \frac{84}{100} = 0.84$$

$$27. \quad \frac{50}{100} = 0.5$$

$$28. \quad \frac{16}{100} = 0.16$$

$$29. \quad \frac{78}{100} = 0.78$$

$$30. \quad \frac{70}{100} = 0.7$$

English task - Diary Entry

You are a child evacuee during WWII.

Use your work from the last three days to help you write your diary when you are evacuated.

You need to include:

- ✓ Description of your new family and where you live
- ✓ What you do each day
- ✓ How you feel about being an evacuee

You can make up the names of the family you are staying with, what they do and where they live.

Remember to start with Dear Diary and sign off at the end. you can make up the date as well.

Check you have included all the details in your writing.

Read over your work checking your spellings, grammar and punctuation. Is there anything you could improve?

