

Year 4

Information for Parents



Miss Younghusband, Mrs Skirvin and Mrs Madan

Organisation



Miss Younghusband is the class teacher for 4Y. Mrs Skirvin and Mrs Madan are the class teachers for 4SM. Mrs Skirvin teaches from Monday to Thursday and Mrs Madan teaches on Friday.

All Year 4 children enter and leave school by the end door on the playground, facing the field. 4Y enter school at 8:50 and leave at 3:25. 4SM enter school at 8:55 and finish at 3:30.



If there are occasions when your child will be collected by a different adult, please let us know.

Please help your child to bring the correct things with them to school. They need their reading book and water bottle every day.

Thank you to all of those parents who have named water bottles and school uniform. To avoid children losing items, we do recommend that everything is named.

Topics in Year 4

- Animal Magic
- Mighty Mountains
- Vicious Vikings
- Flotsam
- People, Posters and Peace
- Brilliant Bodies








Year 4 Timetable

	9:05	9:25	10:20	10:35		11:50	1:00		3:30
Mon	Guided Reading	English	B	Mental Maths	Maths	L	GPS Handwriting	Science	Tables Checkpoint Reading
Tues	Guided Reading	English	R	Mental Maths	Maths	U	GPS Handwriting	Science	Tables Checkpoint Reading
Wed	Guided Reading	English	E	Mental Maths	Maths	N	GPS	RE Topic	Tables Checkpoint Reading
Thurs	Guided Reading	English	A	Mental Maths	Maths	C	PE		GPS
Fri	Guided Reading	English	K	Mental Maths	Maths Skills	H	Art Computing	Assembly	Reading Class Story

English

A variety of writing genres are taught, using exciting books as hooks to engage the children and as WAGOLLS to share examples of high quality writing.



Reading

For the majority of children, reading is taught as whole class lessons using a book that links closely to the half term's topic.

In Year 4, there is an increased focus on **comprehension** and **understanding** of events within texts. They will also make **inferences** from texts and broaden their knowledge and understanding of a wide variety of more advanced **vocabulary**.




Accelerated Reader

In school, the children choose independent reading books from appropriate colour bands in Accelerated Reader, according to their results on a computerised reading test. The colour(s) allow each child to choose books at an appropriate level for their stage of reading development. As well as reading their Accelerated Reader books at school, the children are also encouraged to take these books home to either read with you or to read independently.

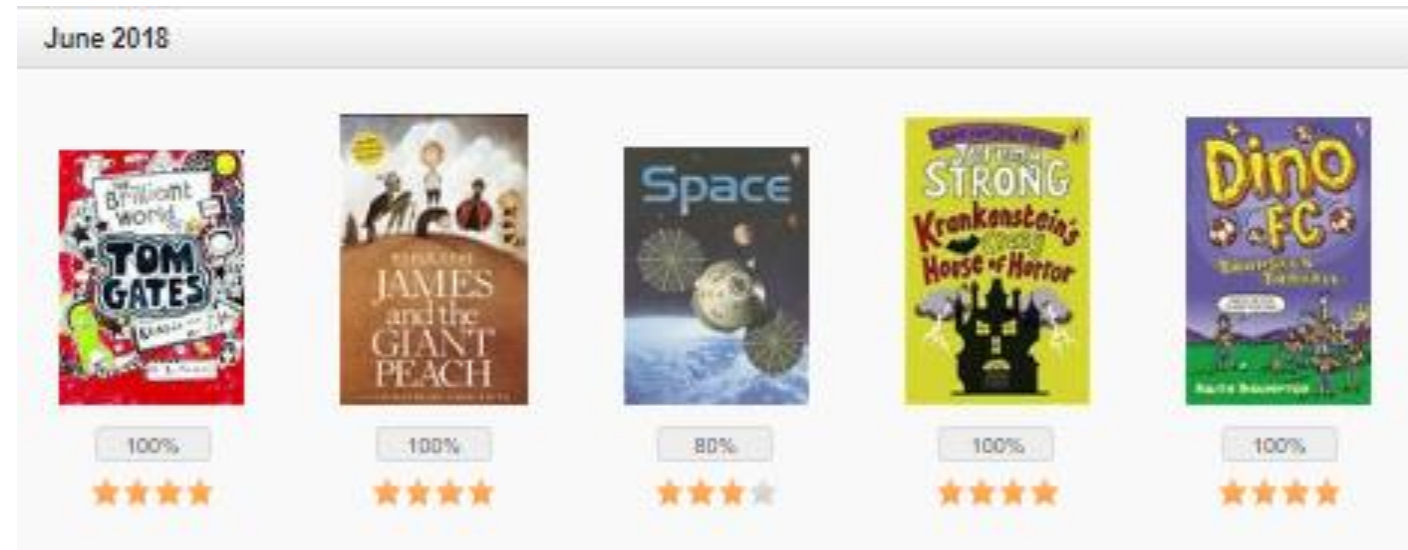
Lime	Turquoise
Orange	Purple
Dark blue	White
Gold	Grey
	Black

More about Accelerated Reader

When an Accelerated Reader book has been finished, the children then take a quiz at school which tests their **comprehension** and **understanding** of the book. They receive a score for each quiz and when they pass a quiz, they receive points.




During the year, children are aiming to achieve an average quiz score of 85%.



Home Reading

Regular reading at home will help your child to make good progress. It is recommended that children read at least four times a week at home, for about 15 minutes on each occasion.

You can help your child by modelling good reading, discussing what has happened in the texts they read and helping them to understand new vocabulary.



Parents and Accelerated Reader

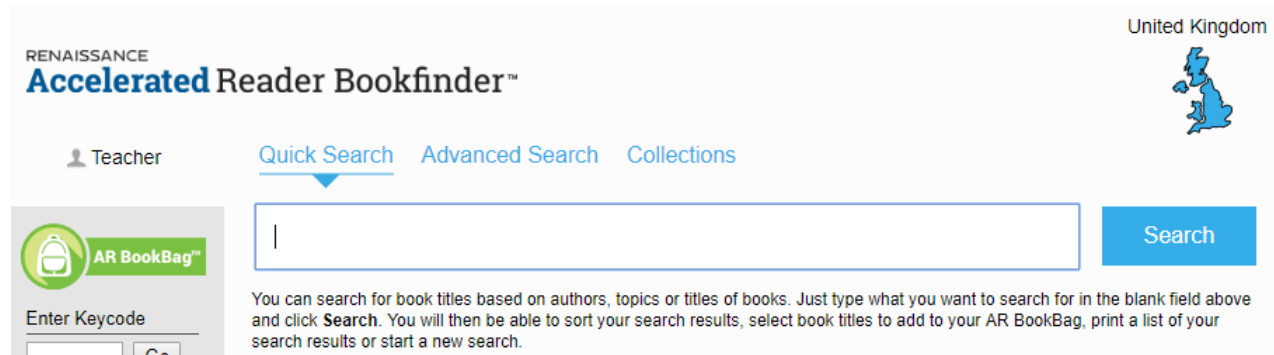
Home Connect

<https://ukhosted64.renlearn.co.uk/2249453/HomeConnect/>

You can log into this web page to see which books your child has read and how they are doing in their quizzes.

You can check whether your child's home books are part of the Accelerated Reader scheme using the following website:

www.arbookfind.co.uk



The screenshot shows the Renaissance Accelerated Reader Bookfinder website. At the top right, it says "United Kingdom" with a map of the UK. The main header is "RENAISSANCE Accelerated Reader Bookfinder™". Below this are navigation links: "Teacher", "Quick Search" (which is underlined with a dropdown arrow), "Advanced Search", and "Collections". On the left side, there is a green button with a book icon and the text "AR BookBag™". Below that is a section labeled "Enter Keycode" with a text input field and a "Go" button. In the center, there is a large search input field. To the right of this field is a blue button labeled "Search". Below the search field, there is a paragraph of text: "You can search for book titles based on authors, topics or titles of books. Just type what you want to search for in the blank field above and click **Search**. You will then be able to sort your search results, select book titles to add to your AR BookBag, print a list of your search results or start a new search."

Spellings

The majority of children will be learning to spell the 109 Year 3 and 4 words. By the end of the year, the Year 4 target is for the children to spell 80% of these words (87) correctly.

The children will practise these words at school, but practising 5 words every week at home will help your child to achieve their target. These words will not be tested on a weekly basis. Instead, the Year 3 and 4 words will all be retested towards the end of each term.

We will be sending home a copy of the spellings that need to be practised next week. For children who have practised the remaining Year 3 and 4 words that they spelt incorrectly in the recent test, the Year 5 and 6 words list will be made available.



Handwriting

In Year 4, the children will continue to practise their handwriting using the Letterjoin style of cursive writing.

At home, you can access Letterjoin on an ipad or tablet. To do this, search for Letter-join. <http://www.letterjoin.co.uk>

You will need to select the Tablet button at the top of the home page and use the following log in details:

user name: lj0659

Your swipe code is set as a capital `L` shape, starting at the top left:

O
O
O O O

Letter-join 

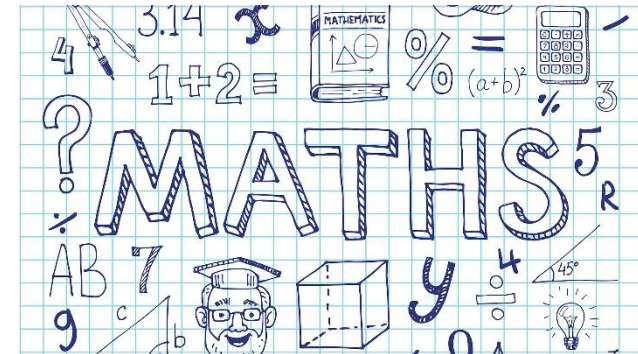
Maths

Maths is taught through the 6-part Maths lesson which involves three different levels of independent activities:

Fluency – for the children to practise the basic skills

Reasoning – where the children apply their skills to help them secure their knowledge

and **Problem Solving** – where the children solve a variety of interesting problems which help them to deepen their understanding



Times Tables

In Year 4, the children need to learn **ALL** of the times tables up to 12 x 12 and the related division facts. The aim is for the children to know the answers instantly. Nationally, all children in Year 4 will be assessed on their times table knowledge near to the end of the school year.

In school, the children will practise times tables in a variety of ways, including during Active Maths, by playing times tables games or ipad games and by completing Times Table Checkpoint Challenge sheets.

Games and songs are effective ways of practising times tables whilst the children are having fun.

Hit the Button

This is a great on-line game that can be used to help the children practise tables facts, division facts etc.

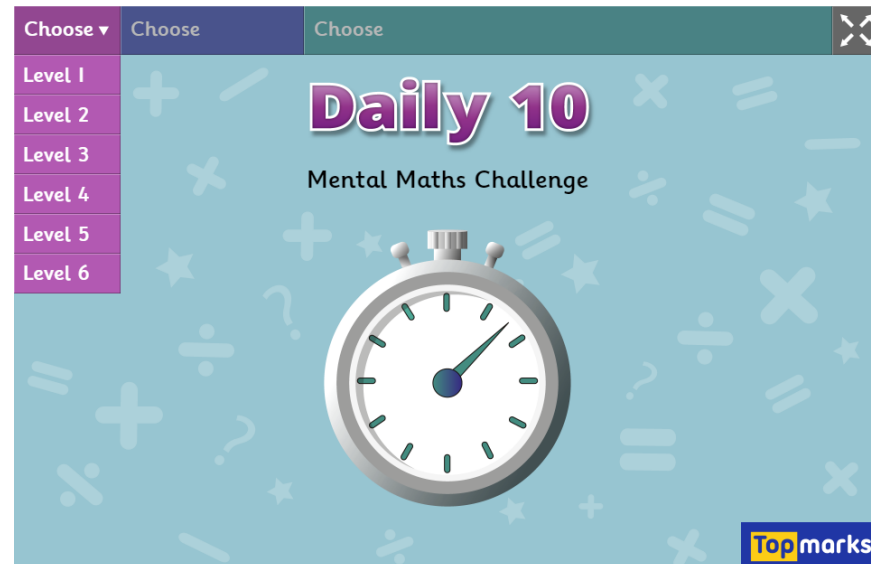
You can find it by searching for:

Hit the Button

<https://www.topmarks.co.uk/maths-games/hit-the-button>

Daily 10 is another way of practising times tables

<https://www.topmarks.co.uk/maths-games/daily10>



Written Methods

In Year 4, the children will use formal written methods for addition, subtraction and multiplication. Written division is also introduced later in the year.

If you would like to know more about the written methods used in school, the Woodloes Primary School's Calculation Policy is available on the website in the What's Going On, Year 4 section.

Stage 6

Formal written method:

$$\begin{array}{r} 358 \\ + 73 \\ \hline 431 \\ 11 \end{array}$$

Progressing to larger numbers and decimals.

Stage 5

Formal written method for subtraction:

$$\begin{array}{r} 89 \text{ } 12 \\ - 38 \\ \hline 54 \end{array}$$

Progressing to larger numbers and decimals.

Stage 4

Grid method:

E.g. $35 \times 2 = 70$

$$\begin{array}{r|rr} \times & 30 & 5 \\ 2 & 60 & 10 \\ \hline & 60 & 10 \\ & 70 & \end{array}$$

Stage 5 -

Compact Algorithm:

$$\begin{array}{r} 38 \\ \times 72 \\ \hline 76 \\ 26560 \\ \hline 2736 \end{array}$$

Progressing to larger numbers and decimals.

PE

Onside PE lessons are on a Thursday afternoon. Please ensure that your child wears their PE kit to school every Thursday. Jewellery should not be worn for PE lessons.



Homework – Little and Often

In the next few weeks, children will be given two CGP books to complete for homework. On a weekly basis, we will ask the children to complete particular pages for their homework tasks. Please keep the books at home and mark the work with your child. The answers are in the back of the book.

Please also try to complete other ongoing homework on a regular basis:

- Reading – 4 x weekly
- Spellings – practise 5 words a week
- Times tables – Hit the Button, daily 10, songs, games, quick questions

Thank you for your support and help!

If you have any questions, please
contact us via the year 4 email
year4wls@welearn365.com

