

Art

Friday 5th March 2021

Today in Art we are making a Squirty Whale. Follow the instructions below.

You will need:

- Thick paper
- Pencils
- A straw
- A round balloon


Follow the instructions step by step to make your own friendly, squirty whale!

Go to the last slide if you want a preview of your new friend.


Squirty whale

YOU WILL NEED: thick paper, pencils, a drinking straw, a rounded balloon

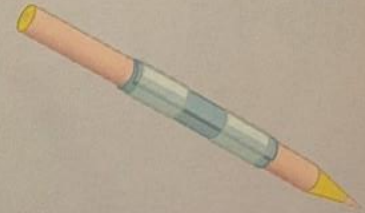
Keep the fold at the top of the paper.



1. Fold a big piece of thick paper in half. Draw a whale's body with its top against the fold. Add a tail, then add a half-circle for a blowhole.



2. Use pencils to decorate the whale's tummy, then draw eyes and a mouth. Keeping the paper folded, cut out the whale and the blowhole.

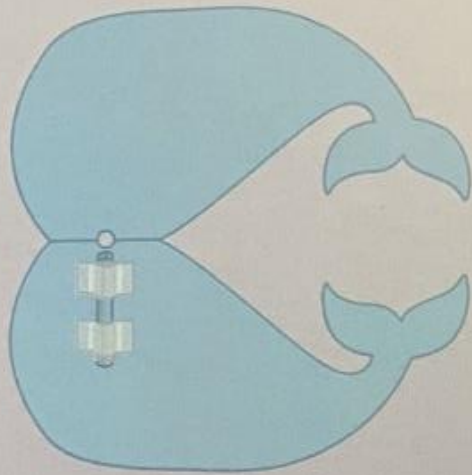


3. Cut a rectangle from thick paper, making it about half the height of the whale. Roll the paper around a pencil, then tape it to make a tube.

Water pressure

When you pour water into the balloon, the water completely fills the space inside. By squeezing the balloon, you're suddenly making that space smaller. The water that was inside is forced out at high pressure. It whooshes up the straw and a jet of water shoots out.






The paper tube will hold the straw in place.

4. Slide the pencil out of the tube. Then, unfold the whale. Lay the paper tube a little way below the blowhole, then tape it on, like this.

The straw needs to fit tightly when you push it through the hole.



5. Draw around a coin on thick cardboard, then make a hole in it with a pin. Push the point of a pen through the hole until it is big enough to fit a straw.


Cut a piece off the end of the straw to make it a little shorter.



6. Cut out the circle and push the straw through the hole again. Then, slide the straw into a balloon and stretch the neck over the cardboard circle.



Hold the whale over
a bath or sink.



In this picture, the
whale is see-through,
so you can see what's
happening inside.

7. Pour water into the straw
to fill the balloon. Slide the
straw through the tube inside
the whale. Then, fold down the
front and squeeze the balloon.