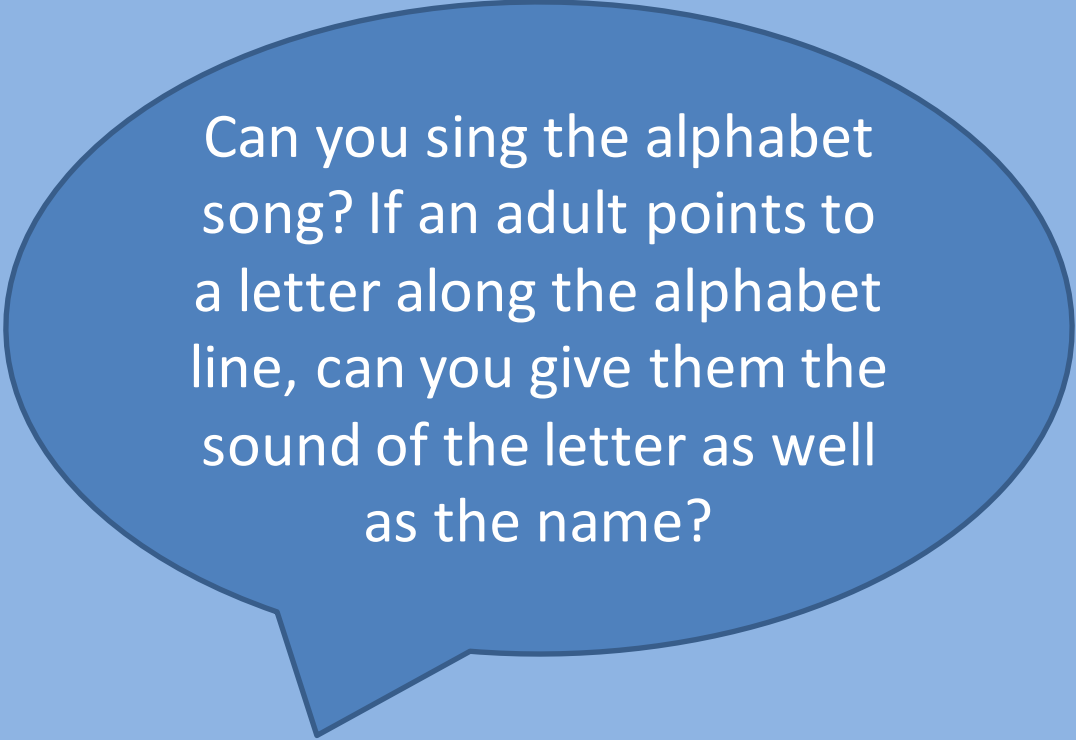


Lesson 4

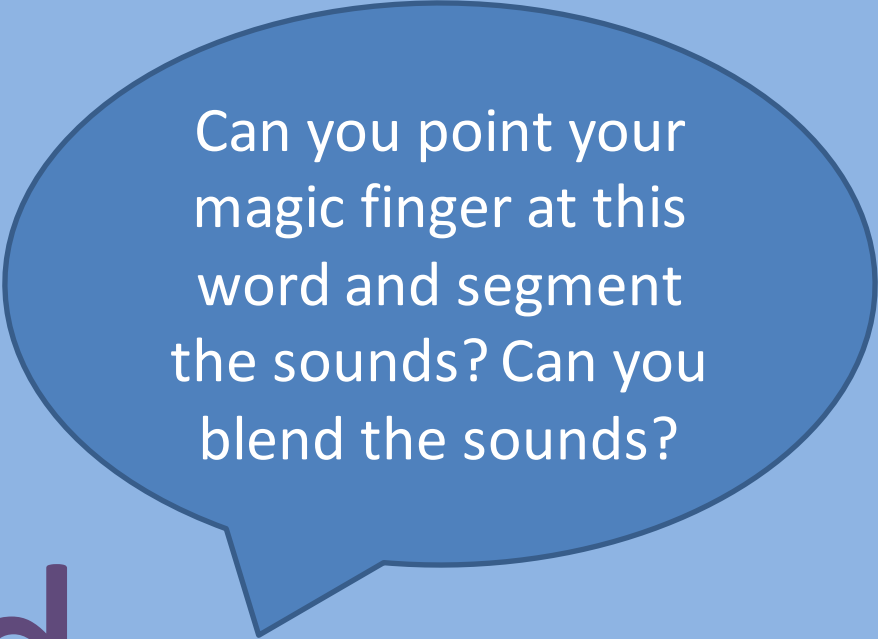
Revisit sounds



Can you sing the alphabet song? If an adult points to a letter along the alphabet line, can you give them the sound of the letter as well as the name?

a b c d e f g h i j k l m n o p q r s t u v w x y z

had



Can you point your
magic finger at this
word and segment
the sounds? Can you
blend the sounds?

but

out

When we see a 't'
and a 'h' together as
'th', how many
sounds do we hear?

this

What do we call two
letters that hold
hands together to
make one sound? A
diagraph!

Do you remember this
diagraph? What is it? Feel
free to find the song on
youtube, or see if you can
remember it!

ch

ch

ch

Tune: Merrily We Roll Along

Trains are chugging
up the hill.

/ch/-/ch/-/ch/,
/ch/-/ch/-/ch/.


Trains are chugging
up the hill.

/ch/-/ch/-/ch/
choo, **choo!**




Action: Move your arms at
your sides, as if you are a
train, and say ch, ch, ch.





Can you think
of any words
that contain
ch?





chop

What words contain
the ch sound?



chips



Pea**ch**

lun**ch**



Children



chop

Discuss any
unknown/ unusual
vocabulary with
your child, can they
use the word in a
sentence?

Let's read these words
together! Go slowly and
use your magic finger to
point at each letter.

lunch

chip.

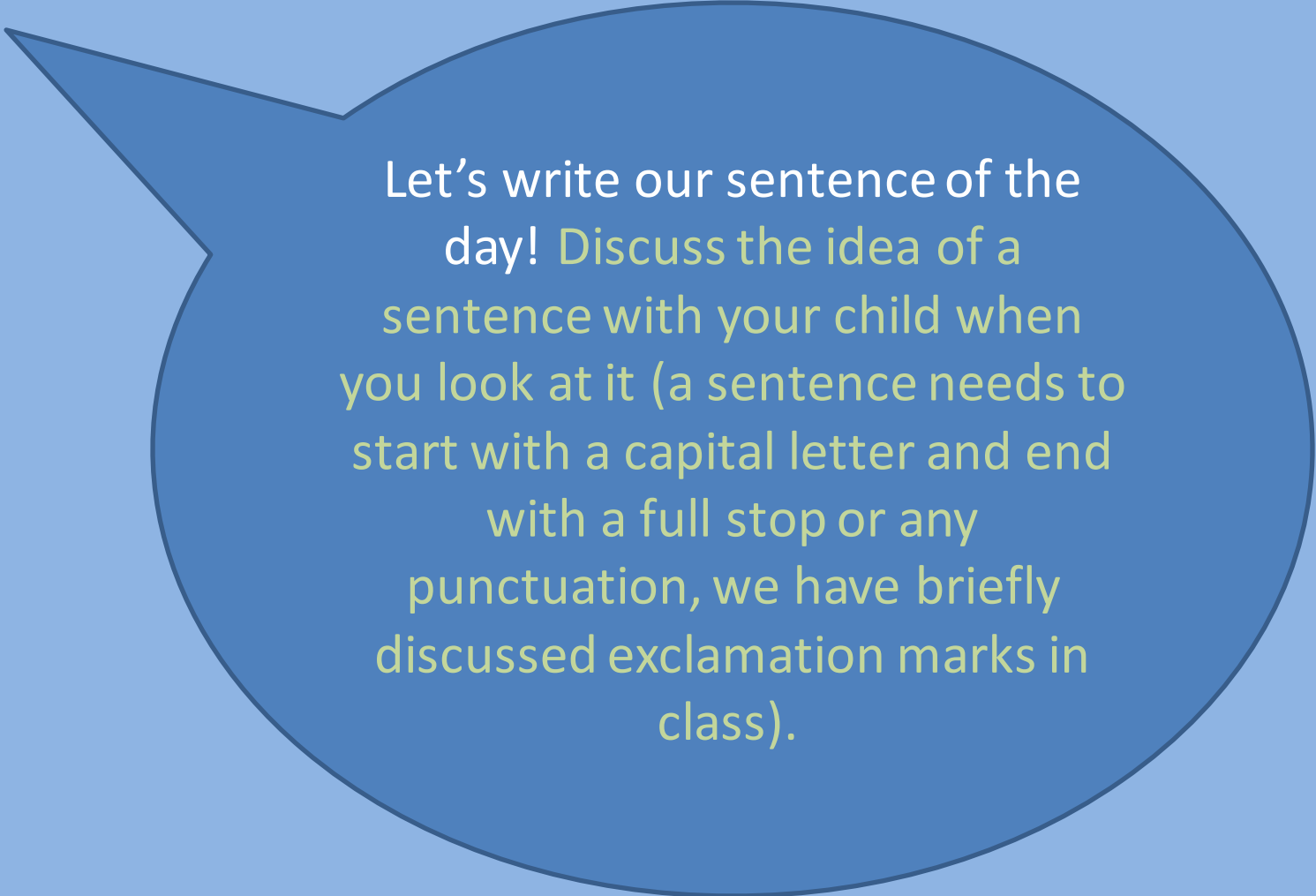
chop

lunch

chip

It's writing time! Segment the first word, 'chop' at least 3 times together and then cover the word as your child attempts to write it.

Once you have the first 'ch' sound on the paper, support them in segmenting the word again "ch...o...p, ch..." until the word is complete. Then write the next words!

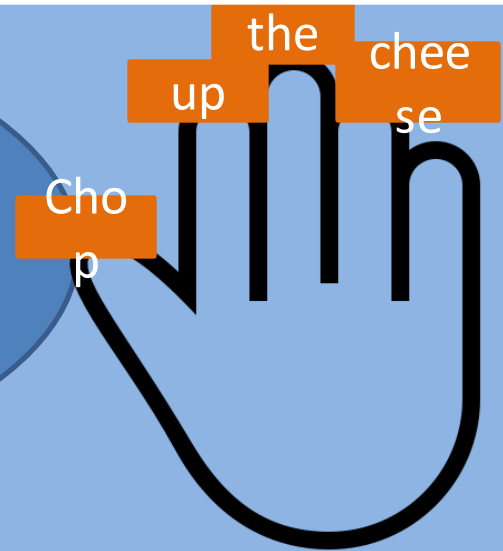


Let's write our sentence of the day! Discuss the idea of a sentence with your child when you look at it (a sentence needs to start with a capital letter and end with a full stop or any punctuation, we have briefly discussed exclamation marks in class).

Chop up the cheese.



What's that tricky word at the start? THE! Segment and blend each word until you have read the whole sentence. Get your 'sentence fist' out and say one word for each finger"



Chop the



Now cover the sentence and write it. Try to remember your capital letter, full stop, the ascending 'th' (that is tall like the capital 'C') and that 'p' needs to hang below the line! Once you've written a few words, use your sentence fist to find out which word you need to write next, "Chop the.....".